

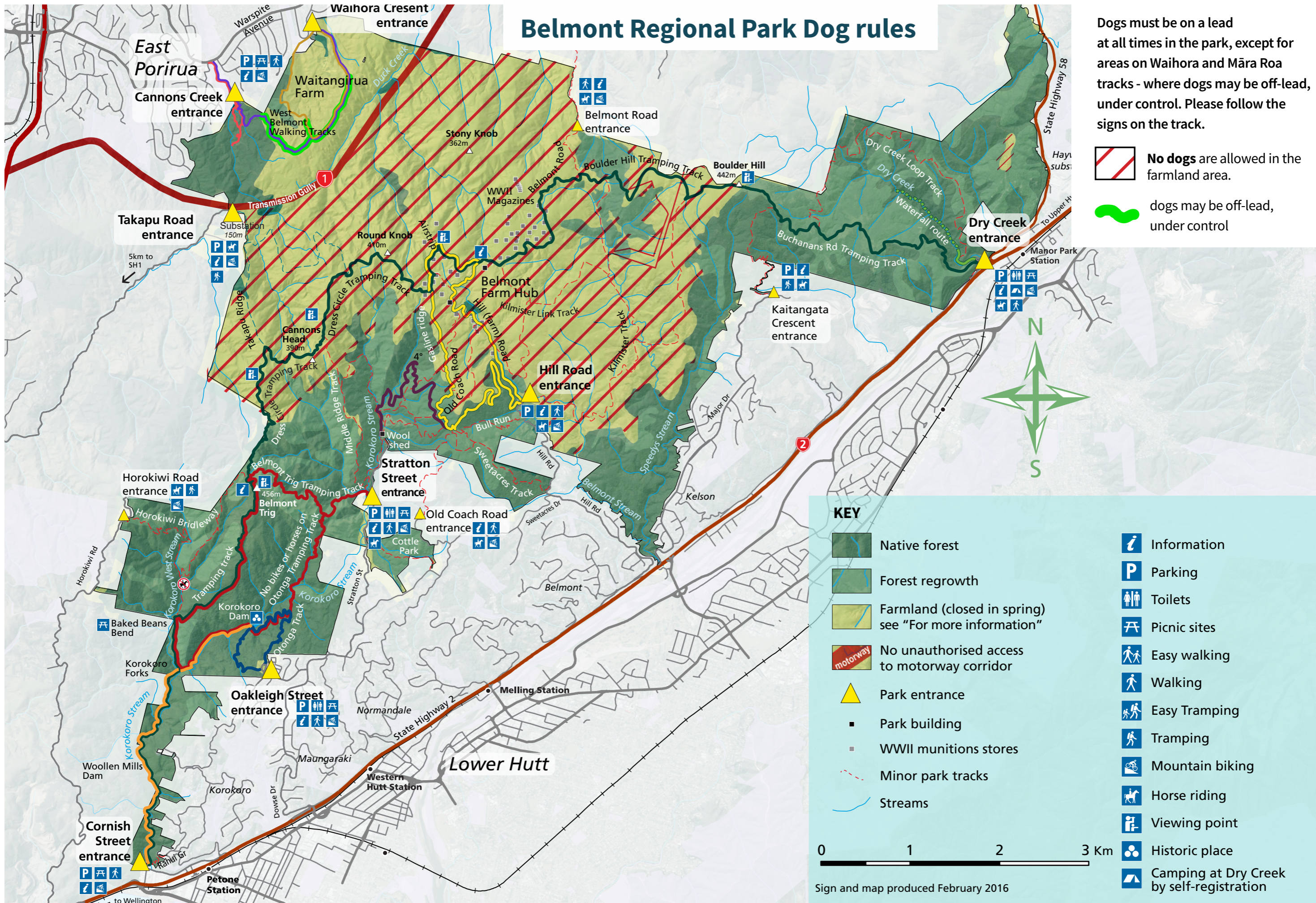


Belmont Regional Park Dog rules

Dogs must be on a lead at all times in the park, except for areas on Waihora and Māra Roa tracks - where dogs may be off-lead, under control. Please follow the signs on the track.

-  **No dogs** are allowed in the farmland area.
-  dogs may be off-lead, under control



KEY

-  Native forest
-  Forest regrowth
-  Farmland (closed in spring) see "For more information"
-  No unauthorised access to motorway corridor
-  Park entrance
-  Park building
-  WWII munitions stores
-  Minor park tracks
-  Streams
-  Information
-  Parking
-  Toilets
-  Picnic sites
-  Easy walking
-  Walking
-  Easy Tramping
-  Tramping
-  Mountain biking
-  Horse riding
-  Viewing point
-  Historic place
- Camping at Dry Creek by self-registration

0 1 2 3 Km

Sign and map produced February 2016